

Workplace Risk Assessment

UNIT STANDARD: 30265




Outline

This course will give you practical knowledge and skills to help better identify hazards; and assess, control, monitor and review risks, as a manager or supervisor.

You will be able to confidently use a set of practical tools to improve health and safety risk assessments in your workplace.







The course uses scenarios and case studies, to allow you to apply your new skills in a workplace environment. It includes a take away toolkit, complete with health and safety advice, tips, information and definitions.

This course has been designed for people in roles who need to understand how to conduct a risk assessment and communicate effectively with others. This includes;



-  Supervisors and managers.
-  Engineers and project managers.
-  Workers who carry out physical activities or work with machinery and are exposed to risks that need to be assessed before starting work.

Objectives

After completing this course, you will have knowledge and practical skills in:

-  The legal requirements for risk assessment.
-  Identifying hazards.
-  How to assess risks.
-  How to control risks.
-  Monitoring and review of risks.
-  How to communicate and consult on Risk Assessment.

This course is available publicly as day 1 on HSR Stage 2.

-  Inhouse
-  Public
-  Face to face
-  Online
-  Tailorable

ASSESSMENT:

This course has one assessment.

DURATION: 1 day
CLASS SIZE: Maximum 16